

JAVASCRIPT DEVELOPMENT

Sasha Vodnik, Instructor

HELLO!

1. Pull changes from the `svodnik/JS-SF-10-resources` repo to your computer
2. Open the `15-crud-firebase > starter-code` folder in your code editor

JAVASCRIPT DEVELOPMENT

INTRO TO CRUD AND FIREBASE

LEARNING OBJECTIVES

At the end of this class, you will be able to

- Explain what CRUD is.
- Explain the HTTP methods associated with CRUD.
- Implement Firebase in an application.
- Build a full-stack app with CRUD functionality.

AGENDA

- CRUD
- Firebase intro and setup
- Create
- Read
- Update
- Delete

INTRO TO CRUD AND FIREBASE

WEEKLY OVERVIEW

WEEK 9

Closures & the module pattern / CRUD & Firebase

WEEK 10

Deploying your app / Final Project Lab

WEEK 11

Student-Instructor Choice / Final Project Presentations!

EXIT TICKET QUESTIONS

1. I don't know when to say "we need a module"
2. Should i do functional programming or object oriented?!
Is JS more equipped/built out for functional or object oriented programming?

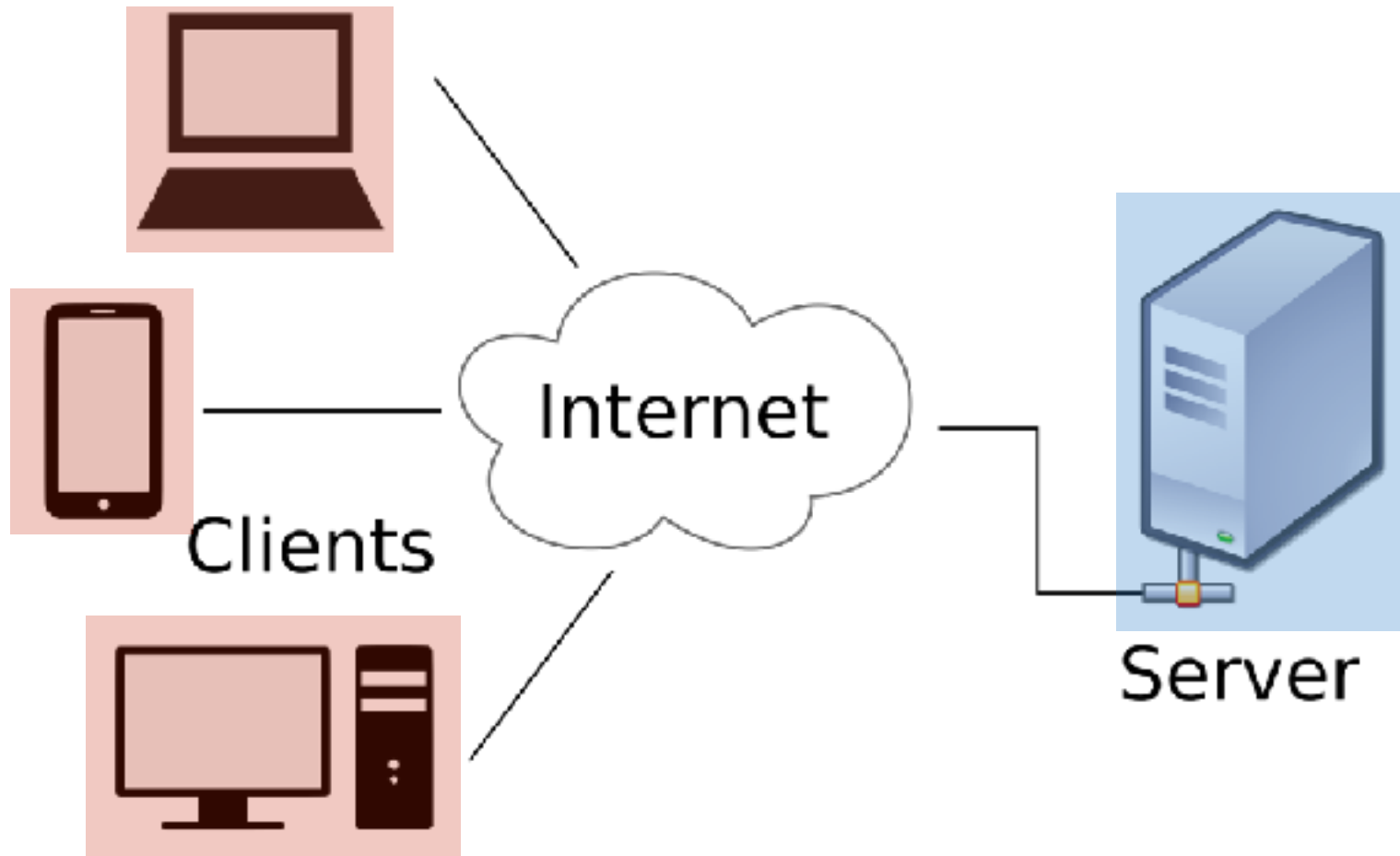
CRUD

What are some apps that allow you to create, read, update, and delete data?

Back-end review

Front end

- HTML
- CSS
- JS



Back end

- JS
- Python
- Ruby
- PHP
- ...

CRUD

- Create
- Read
- Update
- Delete

CRUD and HTTP

CRUD action	HTTP verb
Create	POST
Read	GET
Update	PATCH/PUT
Delete	DELETE

EXERCISE — API METHODS



EXERCISE

KEY OBJECTIVE

- Identify API methods that let you implement CRUD functionality using a popular web service

TYPE OF EXERCISE

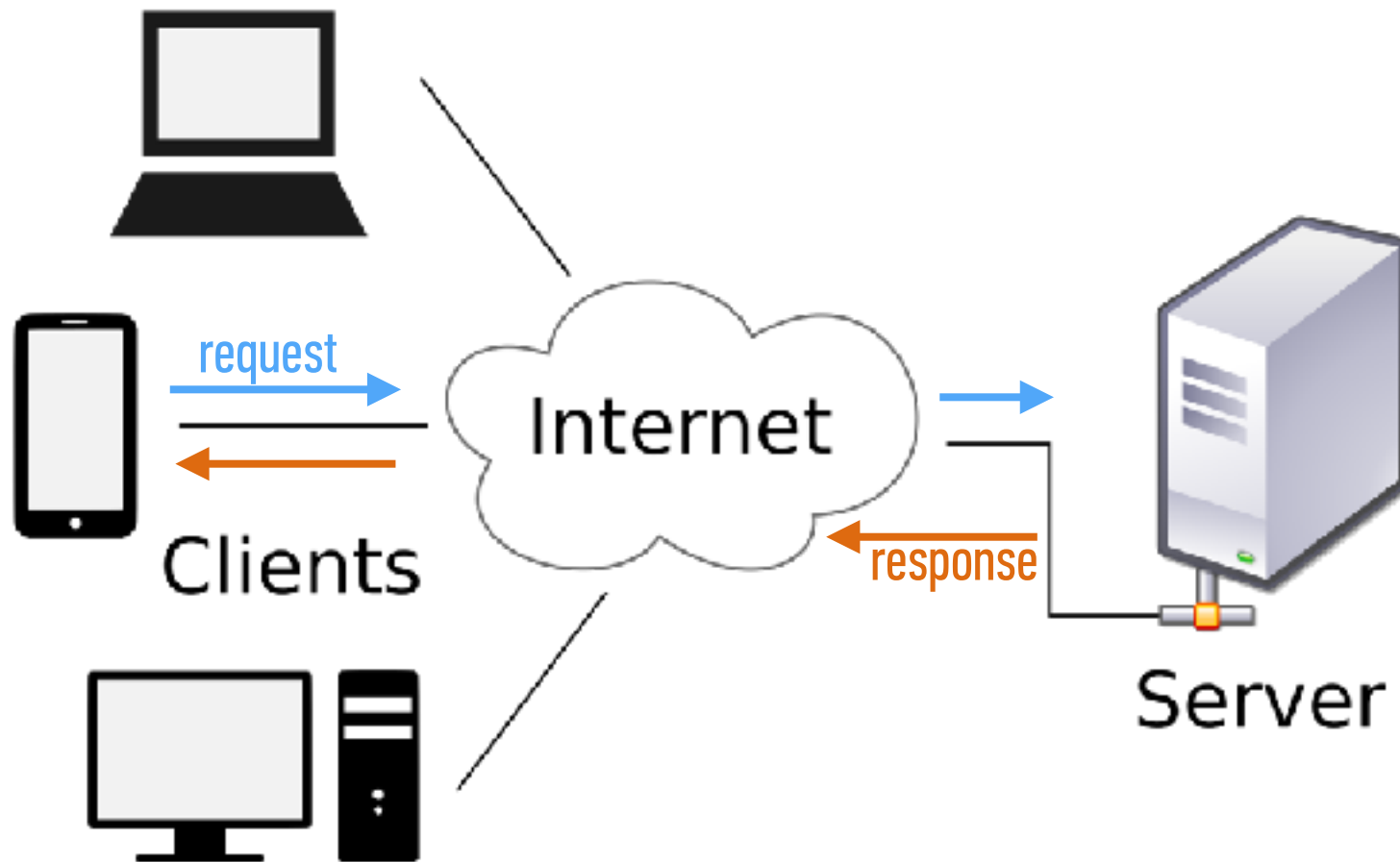
- Groups of 3

TIMING

5 min

1. Research your assigned API to see what HTTP methods a developer must use to perform at least one instance of create, read, update and delete. (If your API doesn't fully support CRUD, note any limitations.)
2. Further, define what exactly is being created, read, updated or deleted. For example, for Facebook what HTTP method on what endpoint must you ping in order to create a post in a feed?

THE CLIENT-SERVER MODEL WITH CRUD



Stores HTML/CSS/JS code

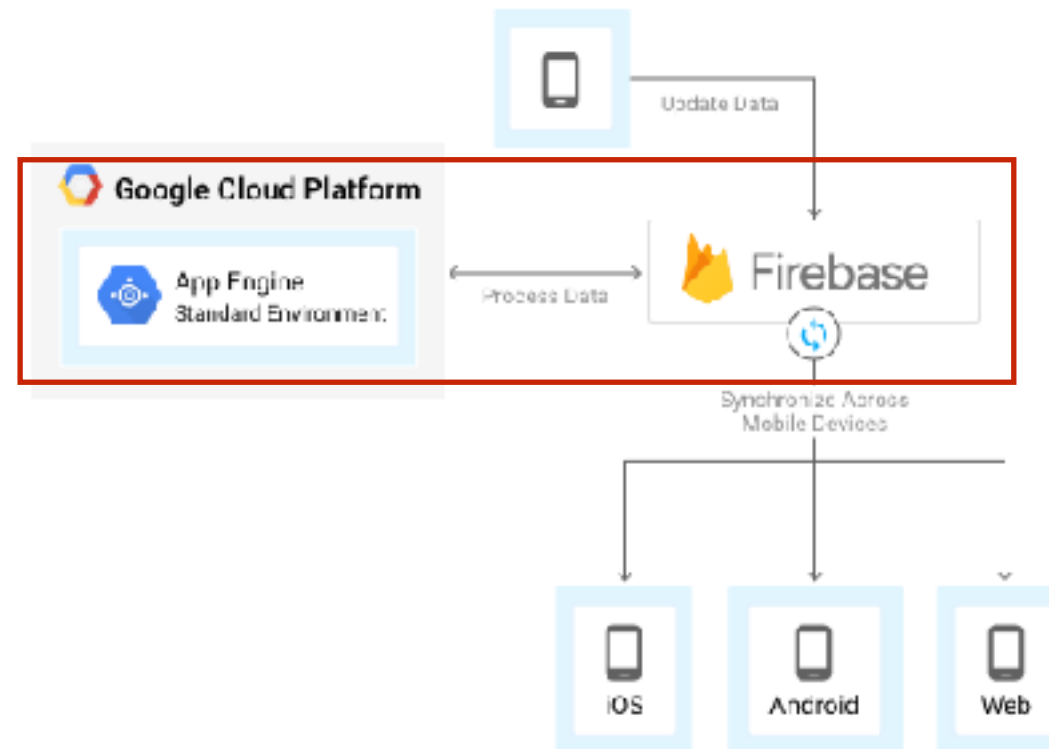
- Accepts HTTP requests
- Generates HTTP responses

Stores database







- Provides create access
- Provides read access
- Provides update access
- Provides delete access

FIREBASE


Back end



ALTERNATIVE “SERVERLESS” SERVICES

 Google Firebase Relevant Capabilities <ul style="list-style-type: none">AuthRealtime DatabaseMedia StorageCloud Functions Quick Overview <p>Google Firebase is very powerful while being very easy to use. For example, you can run cloud functions, but you don't even need to for most data storage and retrieval or auth. It might be expensive to scale on.</p>	 Google Cloud Platform Relevant Capabilities <ul style="list-style-type: none">Everything Quick Overview <p>More of a major infrastructure provider in vain of Amazon Web Services than a toolkit for building out an app like Firebase is.</p>	 Amazon Web Services Relevant Capabilities <ul style="list-style-type: none">Everything Quick Overview <p>Lambda, S3, and Cognito (auth) are probably the most relevant things to front-end developers. AppSync is a bit like Firebase.</p>	 Microsoft Azure Relevant Capabilities <ul style="list-style-type: none">Everything Quick Overview <p>A major infrastructure provider with solutions for about just everything, and generally consider the cheapest. For working with cloud functions, there is an online editor, but it also allows Git-Hub sync and integrates directly with VS Code. Data storage is through Cosmos DB.</p>	 Webtask Relevant Capabilities <ul style="list-style-type: none">Cloud FunctionsBasic JSON data store Quick Overview <p>An in-browser editor for creating and testing cloud functions. Seems like the nicest experience for this particular job. It's kinda of an elaborate demonstration of Auth0 Extend, which is essentially a way to take Webtask and put it in your own app.</p>	 IBM Cloud Functions Relevant Capabilities <ul style="list-style-type: none">Cloud Functions Quick Overview <p>Based on Apache OpenWhisk.</p>
---	--	---	--	--	---

LAB — PLAN A CRUD APP



KEY OBJECTIVE

- › Plan a full-stack app with full CRUD functionality

TYPE OF EXERCISE

- › Solo or in pairs

TIMING


10 min

1. Come up with an idea for an app that implements CRUD. You'll build your app this week in class (this is not your final project). Your app must be able to Create, Read, Update and Delete data.
2. Build out your HTML, CSS, and JS files.
3. Add code generated from your Firebase project to your HTML and JS files.

CRUD and HTTP

CRUD action	HTTP verb	Firestore method
Create	POST	push()
Read	GET	ref()
Update	PATCH	update()
	PUT	set()
Delete	DELETE	remove()

LAB — IMPLEMENT CREATE FUNCTIONALITY



KEY OBJECTIVE

- Build the Create functionality of a full-stack app

TYPE OF EXERCISE

- Solo or in pairs

TIMING

20 min

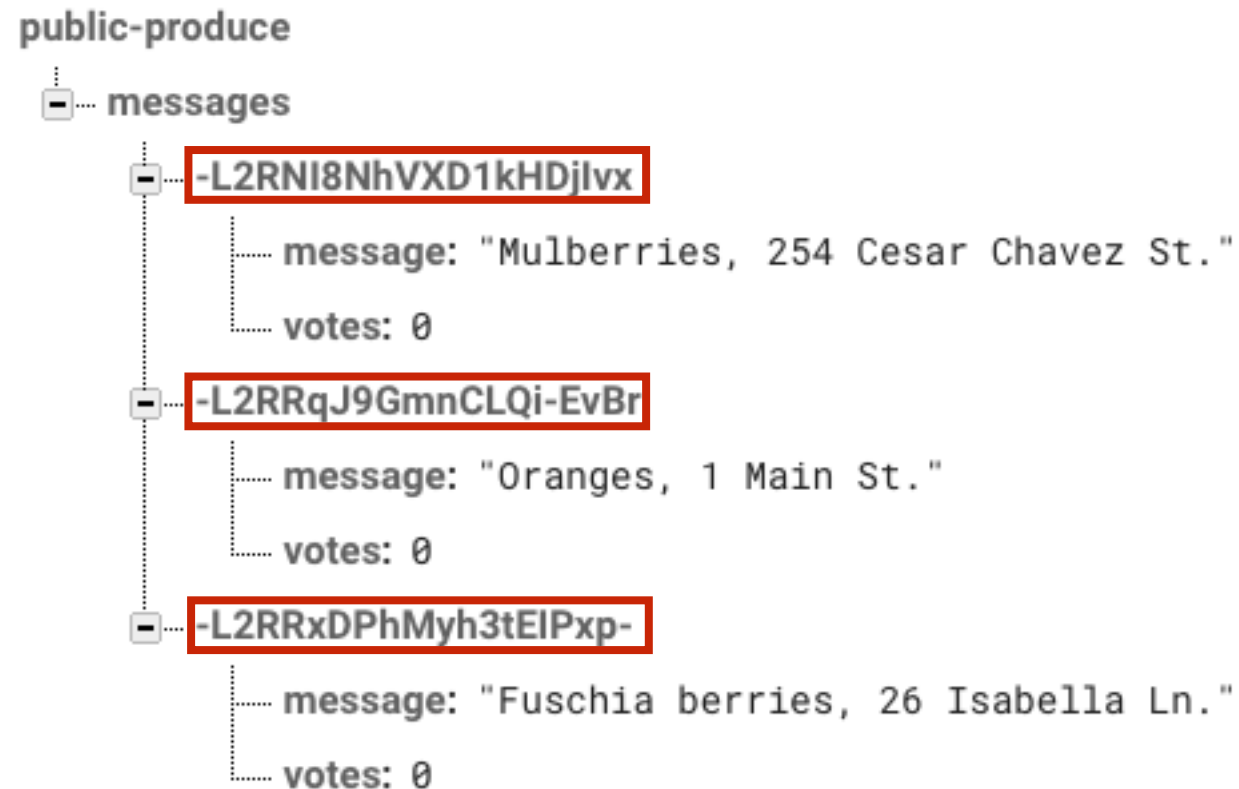
1. Create a form
2. Get user input
3. Create a section in your database for your data
4. Save your data to the database
5. Change security rules to allow access without authentication
6. View your data in the Firebase dashboard

ASSOCIATING DOM ELEMENTS WITH DATABASE RECORDS

HOW TO ASSOCIATE LIST ITEMS WITH DATABASE ENTRIES?

```
<ul class="message-board">  
  <li>Mulberries, 254 Cesar Chavez St.</li>  
  <li>Oranges, 1 Main St.</li>  
  <li>Fuschia berries, 26 Isabella Ln.</li>  
</ul>
```

EACH RECORD SAVED IN FIREBASE HAS A UNIQUE ID



HTML data ATTRIBUTE

Allows us to associate metadata with DOM elements

Attribute name is
data- plus any string

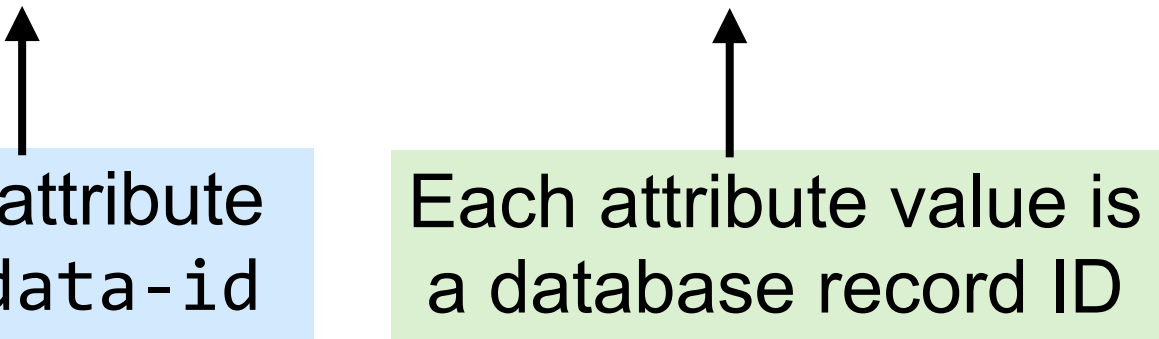


```
<article  
  id="electriccars"  
  data-columns="3"  
  data-index-number="12314"  
  data-parent="cars">  
  ...  
</article>
```

DOM WITH CUSTOM data-id ATTRIBUTES


```
<ul class="message-board">
  <li data-id="-L2RNI8NhVXD1kHDjIvx">Mulberries, 254 Cesar Chavez St.</li>
  <li data-id="-L2RRqJ9GmnCLQi-EvBr">Oranges, 1 Main St.</li>
  <li data-id="-L2RRxDPhMyh3tEIPxp-">Fuschia berries, 26 Isabella Ln.</li>
</ul>
```

Custom attribute
named data-id



Each attribute value is
a database record ID

LAB — IMPLEMENT READ FUNCTIONALITY



KEY OBJECTIVE

- Build the Read functionality of a full-stack app

TYPE OF EXERCISE


- Solo or in pairs

TIMING

20 min

1. Examine the API documentation at <https://firebase.google.com/docs/reference/js/firebase.database.Reference>
2. Listen for changes (use `.ref()` and `.on()`)
 - <https://firebase.google.com/docs/reference/js/firebase.database.Reference#ref>
 - <https://firebase.google.com/docs/reference/js/firebase.database.Reference#on>
3. Add returned data to your front end using DOM manipulation

LAB — IMPLEMENT UPDATE FUNCTIONALITY



KEY OBJECTIVE

- › Build the Update functionality of a full-stack app

TYPE OF EXERCISE


- › Solo or in pairs

TIMING

20 min

1. Examine the API documentation at
 - › <https://firebase.google.com/docs/reference/js/firebase.database.Reference#update>
 - › <https://firebase.google.com/docs/reference/js/firebase.database.Reference#set>
2. Create a function to make updates to the database
3. Add calls to your new function when data is changed in your app

LAB — IMPLEMENT DELETE FUNCTIONALITY



KEY OBJECTIVE

- Build the Delete functionality of a full-stack app

TYPE OF EXERCISE

- Solo or in pairs

TIMING

10 min

1. Examine the API documentation at <https://firebase.google.com/docs/reference/js/firebase.database.Reference#remove>
2. Create a function to delete records from the database
3. Add calls to your new function when data is deleted in your app

Exit Tickets!

(Class #15)

LEARNING OBJECTIVES – REVIEW

- Explain what CRUD is.
- Explain the HTTP methods associated with CRUD.
- Implement Firebase in an application.
- Build a full-stack app with CRUD functionality.

NEXT CLASS PREVIEW

Deploying your app

- Understand what hosting is.
- Identify a program's needs in terms of host providers.
- Ensure backward compatibility by using Babel to transpile code.
- Deploy to a web host.

Q&A