

WELCOME TO JAVASCRIPT DEVELOPMENT

Please write your name on your
whiteboard and say hello
to your new classmates.

Wi-fi: GA-Guest
pw: yellowpencil

YOUR INSTRUCTIONAL TEAM



SASHA



Student Services

Email: **studentservicesSF@ga.co**

Slack: **Matt Jones**



Course logistics

- Access to tools
- Feedback about the course
- Enrollment and finances
- Graduation certificates

Campus questions

- GA Facilities
- GA events outside of class
- Discounts for other courses

Others you may see



RAY HSIA

Instructor Manager



NIÑA PINEDA

Front Lines Lead




VANESSA OHTA


Instruction Manager

Let's get to know each other

STRUCTURE



PAIRS



INTROS: 5 MIN
SHARING: 15 MIN

OBJECTIVES

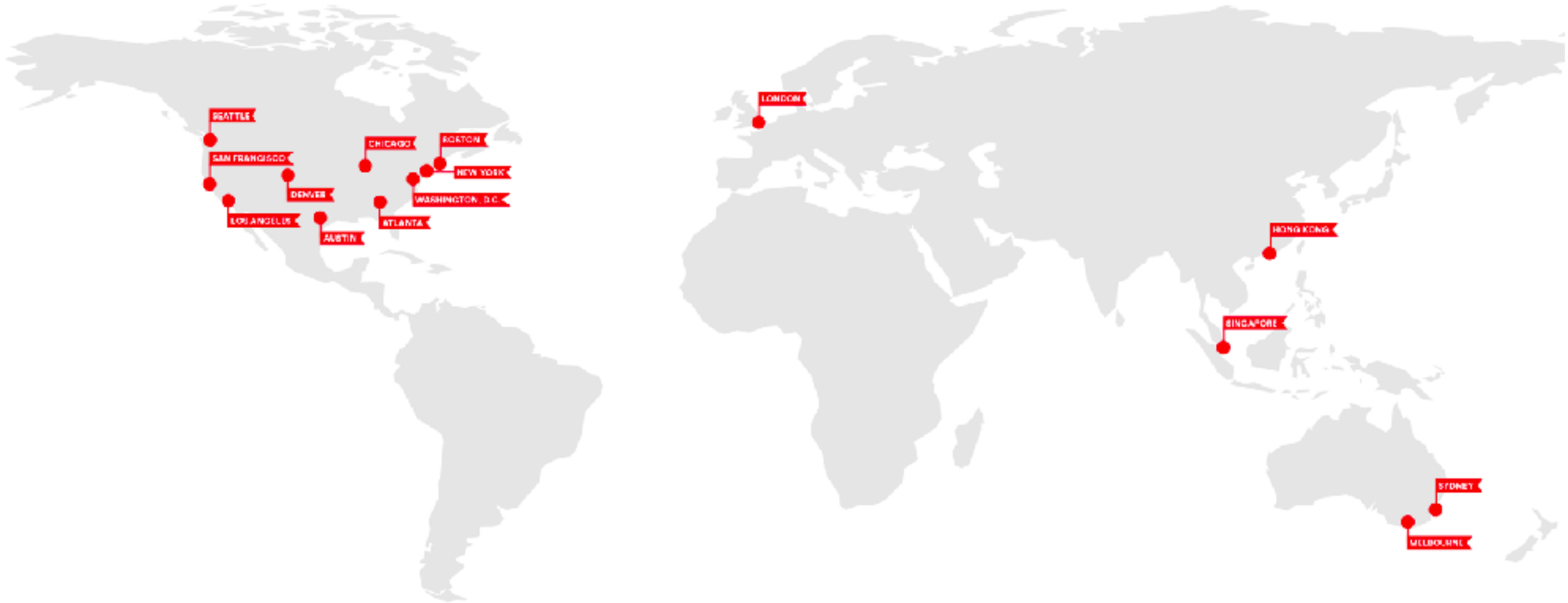
1. Take 5 minutes to get to know your neighbor by finding out:
 - a. Their name
 - b. Why they are taking this course
 - c. A guilty pleasure

1. Be prepared to introduce your neighbor to the rest of the room



**WHAT IS
GENERAL
ASSEMBLY?**

15+ campuses around the world



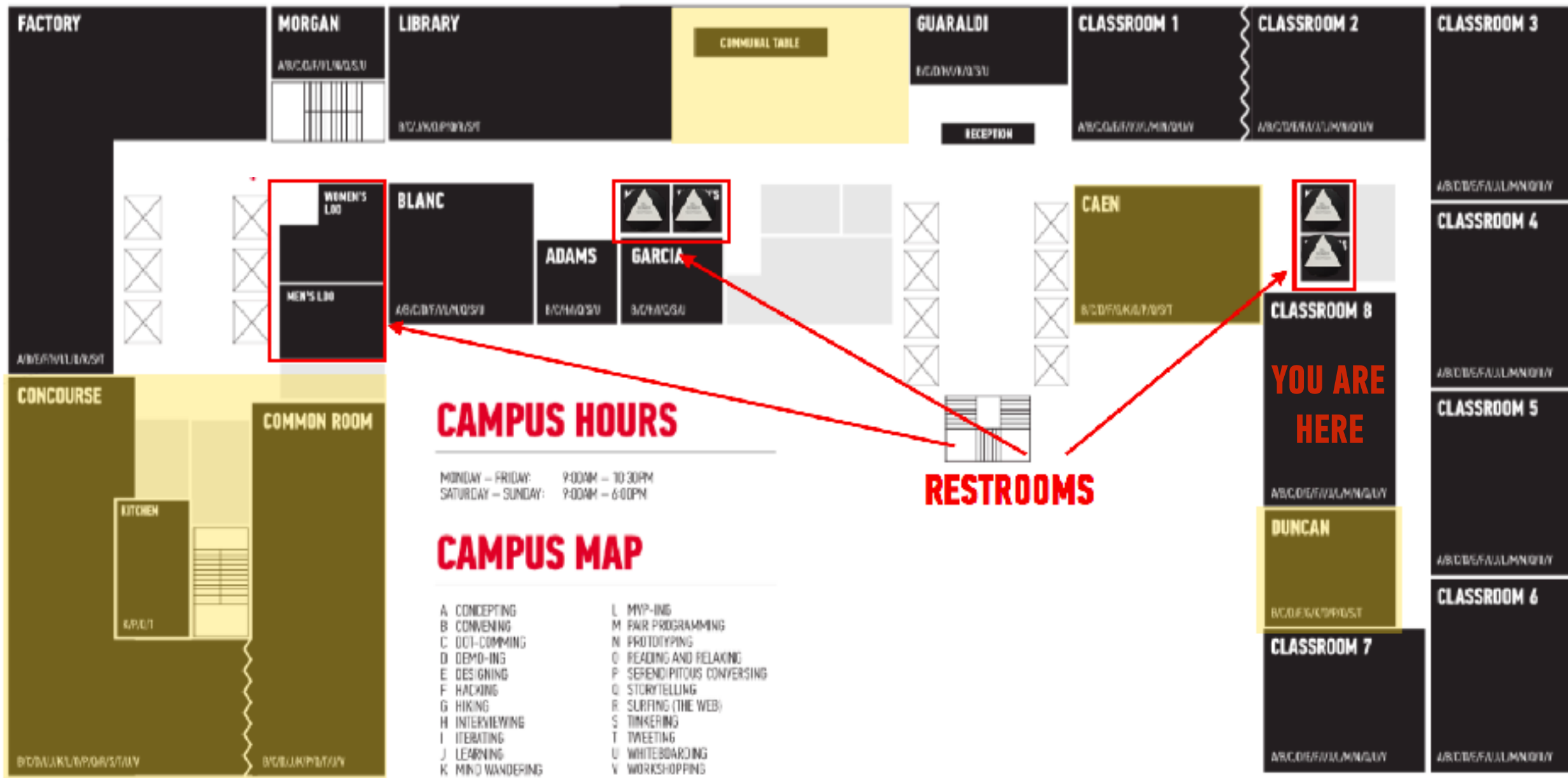


Come work on campus.

We're open:

8am - 10pm, Monday to Friday

10am - 6pm, Saturday and Sunday



PUBLIC USE SPACES

Have a question about...

- the campus?
- lost and found?
- loaner equipment?
- free coffee and snacks?

Come here to talk to
Front Lines and they
will help you out.



Course dates

JavaScript Development 9

Course dates:

- Tuesdays and Thursdays, 6:30pm - 9:30pm
- November 7 - January 23

Holidays:

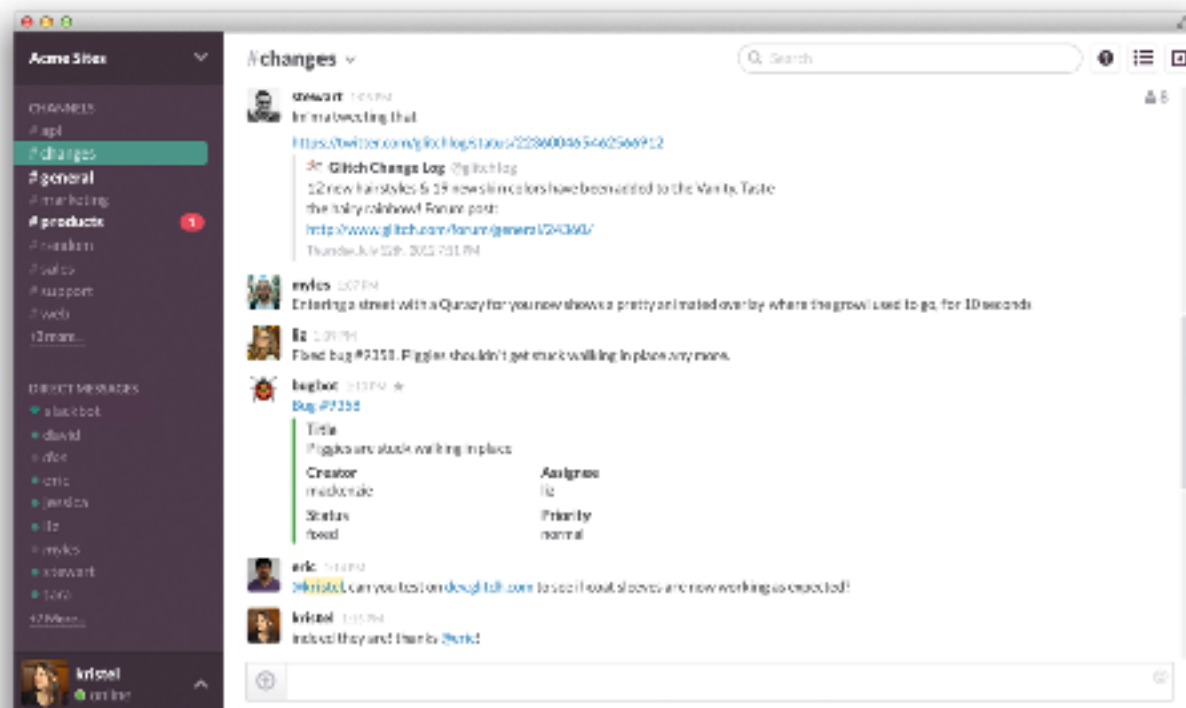
- November 23
- December 26
- December 28





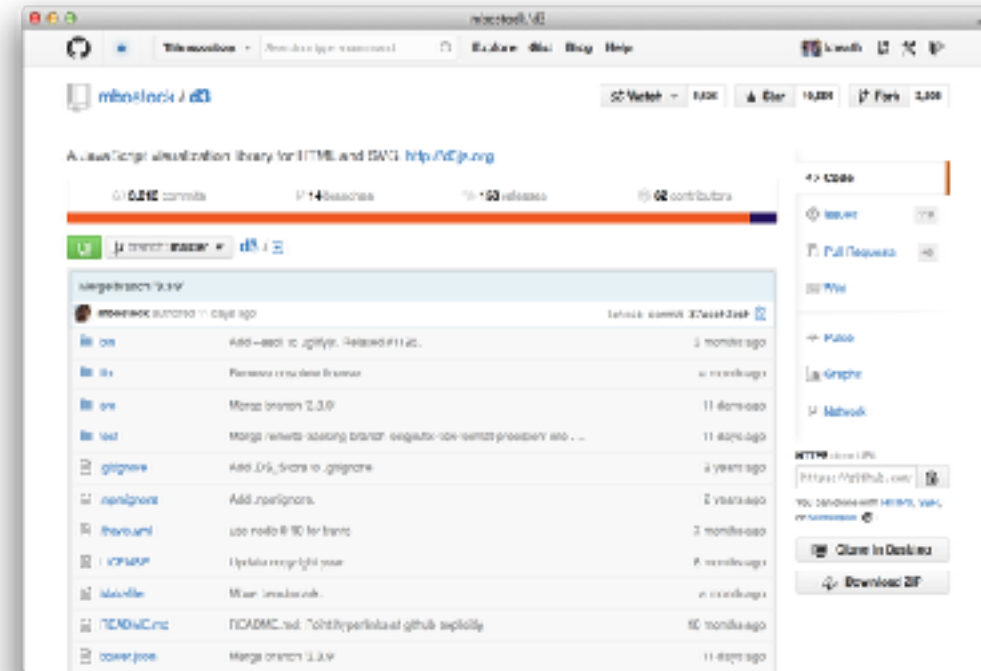
STUDENT EXPERIENCE

Slack



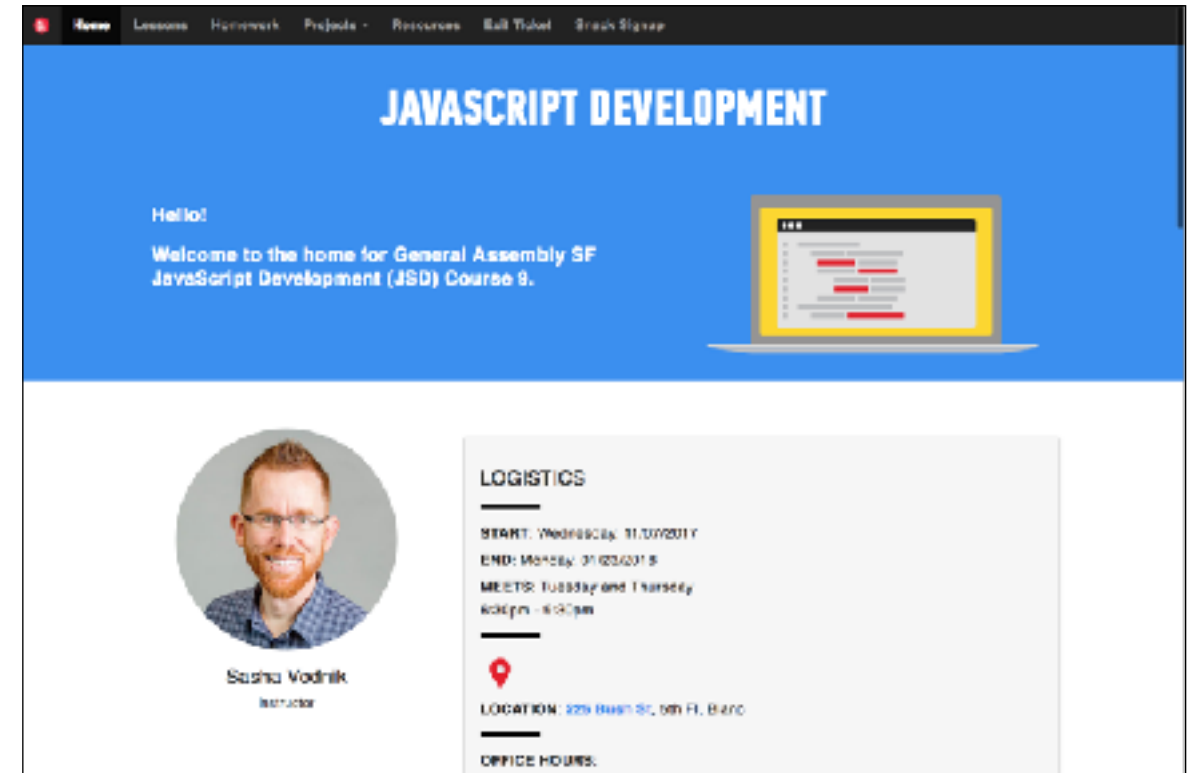

All course communication with each other and instructors will happen here.

Github



Github will have starting code for all class activities and assignments.

Class website



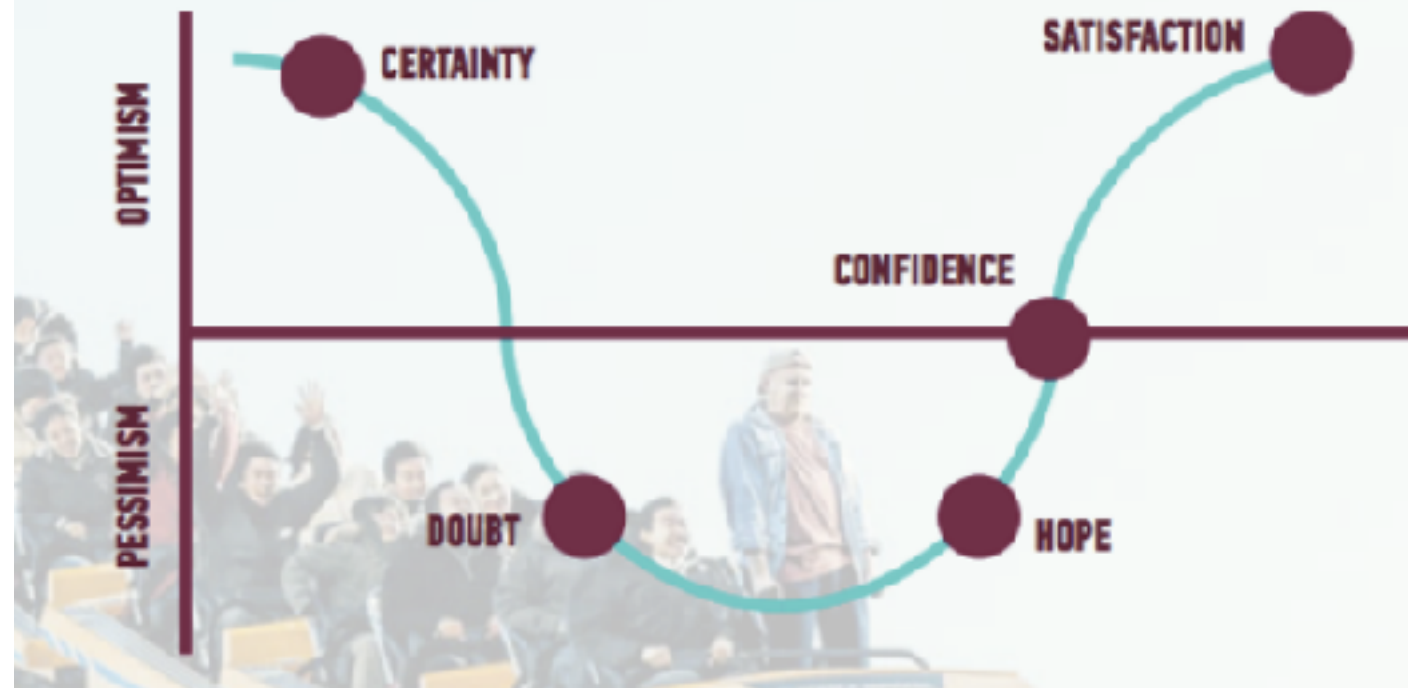
The class website will have details on assignments and projects, as well as slide decks and additional resources.

INSTALLFEST

SYLLABUS

Lesson	Title	Lesson	Title
0	Installfest	10	Ajax & APIs
1	JavaScript on the command line	11	Asynchronous JavaScript & Callbacks
2	Data Types & Loops	12	Advanced APIs
3	Conditionals & Functions	13	Unit 2 Lab - Feedr
4	Scope	14	Closures & the module pattern
5	Unit 1 Lab - Slackbot	15	Intro to CRUD & Firebase
6	Objects & JSON	16	Deploying your App
7	Intro to the DOM	17	Instructor-Student Choice
8	Intro to jQuery	18	Final Project Lab
9	Advanced jQuery	19	Final Project Presentations

THE LEARNING ROLLERCOASTER



How to get a certificate

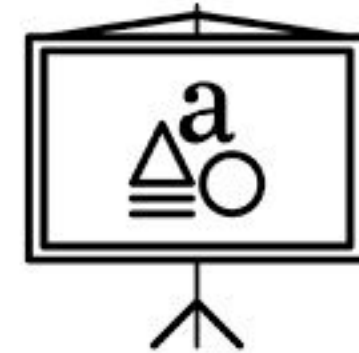


Complete 80% of the homework

1

2

Don't miss more than 3 classes



Complete and present a final project

3

HOMEWORK

OVERVIEW:

- Assigned every Thursday, starting next week
- Due the following Tuesday
- Expect feedback within 5 days

GRADING:

- Complete/Incomplete

LATE ASSIGNMENTS:

- Accepted, but will not receive feedback; schedule office hours

OFFICE HOURS

Programming is tough!

We want you to succeed and we are here for you.

HOW TO REACH US:

- Hit us up on Slack
- Come to regular office hours (Tue/Thu, 5:00-6:00pm)
- Schedule other office hours
 - in-person at GA or elsewhere
 - Skype/FaceTime/Hangouts

EXIT TICKETS/FEEDBACK

- GA is REALLY into feedback - and so am I!
- Helps me help you
- Two BIG feedback surveys:
 - ⇒ Midway
 - ⇒ End
- Smaller survey after every class, known as an **exit ticket**

CLASS NORMS

- › Come on time
- › Participate
- › Step up, step back
- › Ask for help when you need it
- › Helping your classmates helps you too



TIPS FOR SUCCESS

- Complete homework before the next class
- Brush up on your CSS selectors — especially type, ID, and class selectors
- Ask questions

JAVASCRIPT DEVELOPMENT

Sasha Vodnik, Instructor

JAVASCRIPT DEVELOPMENT

INSTALLFEST

INSTALLFEST

LEARNING OBJECTIVES

At the end of this class, you will be able to

- › Differentiate between the Internet and the World Wide Web.
- › Summarize the client-server model & explain how DNS lookup works.
- › Run Node.js, npm, Git, and other command line tools on your computer.
- › Write pseudocode and explain how it relates to programmatic thinking.

INSTALLFEST

AGENDA

- JavaScript & web development
- Set up Slack, Brew, Git, Node, and code editors
- Set up GitHub
- Pseudocode

JAVASCRIPT DEVELOPMENT

JAVASCRIPT & WEB DEVELOPMENT

JAVASCRIPT AND WEB TECHNOLOGIES

What is web development?

The process of building sites and applications for the web

JAVASCRIPT AND WEB TECHNOLOGIES

What is front-end development?

The development of client/browser code (HTML, CSS, JS),
i.e., what the user sees and interacts with

JAVASCRIPT AND WEB TECHNOLOGIES

What is back-end development?

The development of server-side code that handles such functions as routing, data handling, and databases (Ruby, Python, Java, JavaScript), i.e., the “stuff behind the scenes that makes web applications work”

JAVASCRIPT AND WEB TECHNOLOGIES

How do these fit together?

web development

front-end development

back-end development

JAVASCRIPT AND WEB TECHNOLOGIES

- Websites are really just collections of files:
 - » .html
 - » .css
 - » .js
- Hosted on specialized computers \Rightarrow servers
- Goals for JSD:
 1. Create these files
 2. Organize these files
 3. Host (serve) these files

WHAT IS JAVASCRIPT?

- The language of the browser - aka the frontend; aka the client-side
- JavaScript \neq Java
- One of the most popular programming languages
 - [github.info](#)
 - [Stack Overflow - popular technologies](#)
 - [Stack Overflow - top tech stacks](#)
 - [Quora](#)

HOW IS JAVASCRIPT USED?

- JavaScript is (almost) universal (write once, run everywhere)
- Frontend (client-side):
 - ⇒ Used in the browser (alongside HTML and CSS)
 - ⇒ Included in, or referenced by, an HTML document
 - ⇒ Designed to make web pages dynamic (vs. static)
- Backend (server-side):
 - ⇒ Increasingly popular
 - ⇒ See NodeJS

INTERNET VS WORLD WIDE WEB

What is the Internet?

- A set of interconnected computer networks
- The infrastructure to connect computers around the world
- Communication can use any agreed upon protocol

INSTALLFEST

A SERVER FARM

38



UUNET's North America Internet network

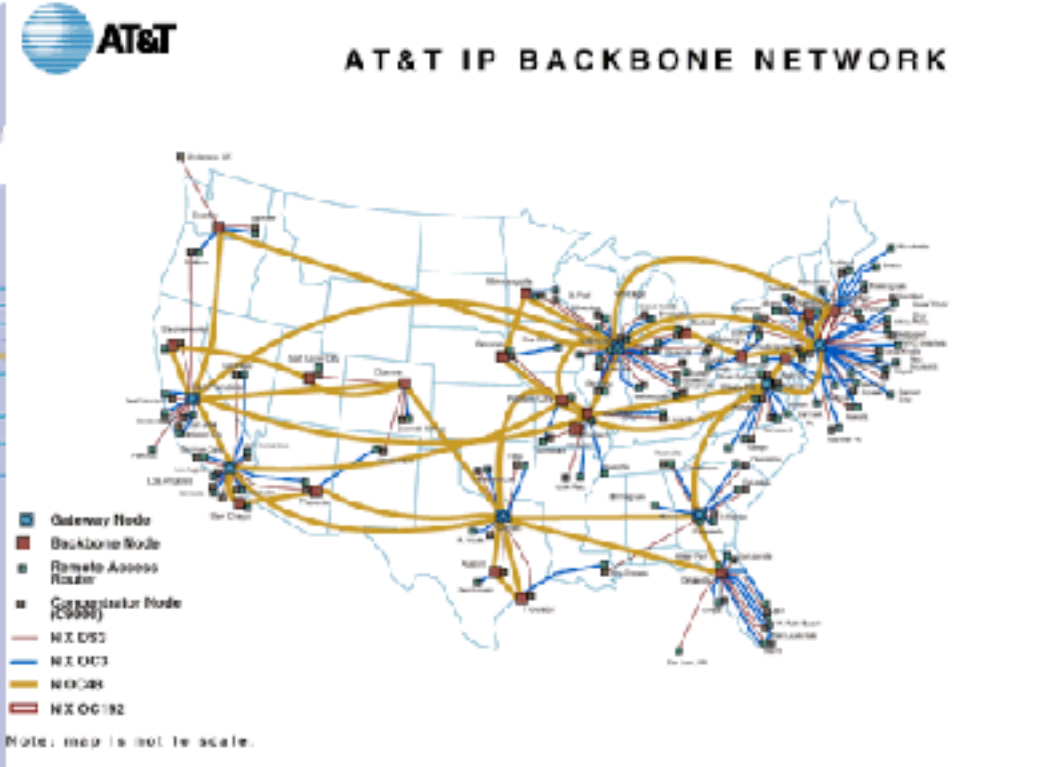
Legend:

- Sprint/US West 100M
- BellSouth 100M
- Cogent 100M
- Comcast 100M
- Comcast 100M
- Comcast 100M

Single Node City (Red Dot)
Multiple Node City (Red Square)

For more information visit: www.uUNET.net

UUNET
A WorldNet Company



[illegible]

60m beds

Movie	Flops
Total flops by	7.1
Fast Five	5.7
Fast Six	2.1

Category	Percentage
Currently	72%
Potentially (working outside the field of study)	27%
Indeterminate	1%

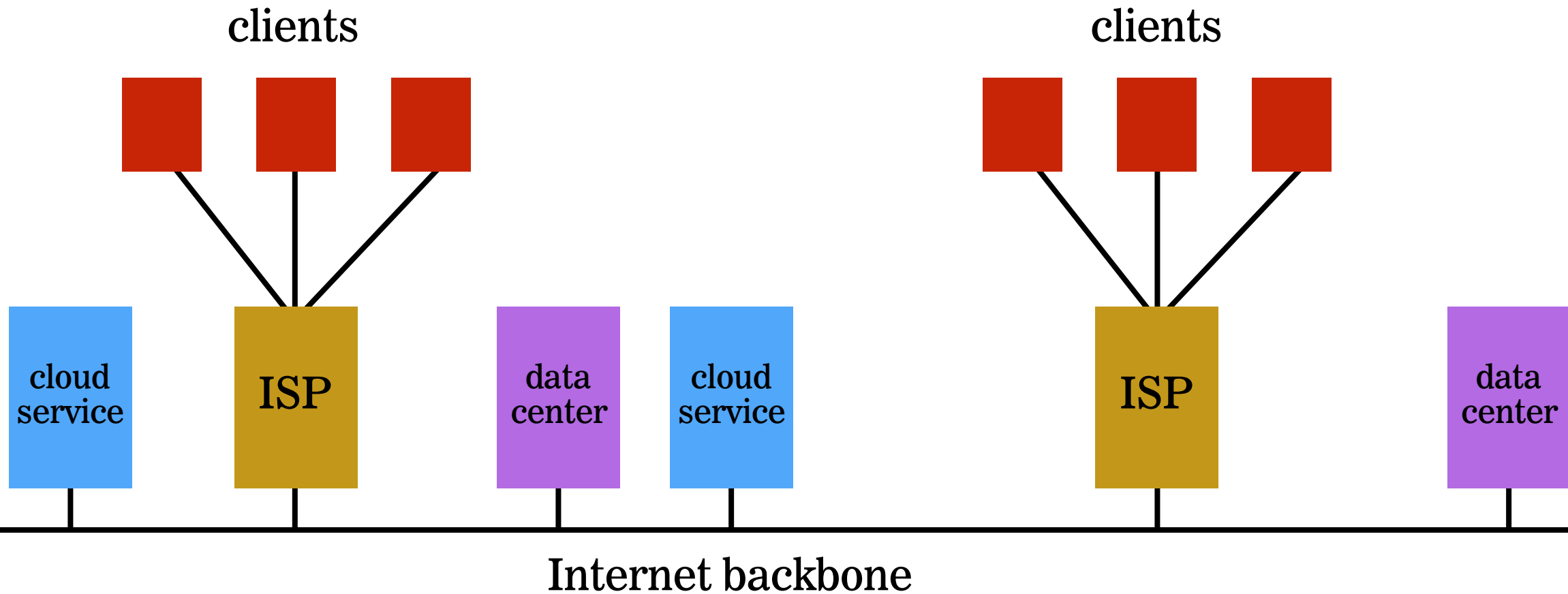
Substrato (mm)	DP (200/30)
Carbónem (Tubo)	50,5/50,5 mm
Alfald (40)	200,4 x 100
1. Alf. (Tubo) (40)	20,5/20,5 mm
Carbónem (Tubo)	11,4/11,4 mm

[illegible]

A central conductor
 Insulation
 Control wires
 Mylar tape
 Braided shield
 Outer jacket
 Cable braid
 Cable shield

INSTALLFEST

EXCHANGING INFORMATION OVER THE INTERNET



INTERNET VS WORLD WIDE WEB

What is the World Wide Web?

- ▶ A massive collection of HTML documents
- ▶ Accessed over the Internet
- ▶ Communication is based on Hypertext Transfer Protocol (HTTP)

INSTALLFEST

THE FIRST EVER WEB PAGE

World Wide Web

The WorldWideWeb (W3) is a wide-area [hypermedia](#) information retrieval initiative aiming to give universal access to a large universe of documents.

Everything there is online about W3 is linked directly or indirectly to this document, including an [executive summary](#) of the project, [Mailing lists](#), [Policy](#), November's [W3 news](#), [Frequently Asked Questions](#).

hypertext



[What's out there?](#)

Pointers to the world's online information, [subjects](#), [W3 servers](#), etc.

[Help](#)

on the browser you are using

[Software Products](#)

A list of W3 project components and their current state. (e.g. [Line Mode](#), [X11 Viola](#), [NeXTStep](#), [Servers](#), [Tools](#), [Mail robot](#), [Library](#))

[Technical](#)

Details of protocols, formats, program internals etc

[Bibliography](#)

Paper documentation on W3 and references.

[People](#)

A list of some people involved in the project.

[History](#)

A summary of the history of the project.

[How can I help?](#)

If you would like to support the web..

[Getting code](#)

Getting the code by [anonymous FTP](#), etc.

INTERNET VS WORLD WIDE WEB

Name some things you use the Internet for that are not part of the web

- Email
- Skype/GoogleTalk/FaceTime
- Dropbox/iCloud/cloud storage
- Spotify/Pandora/music streaming
- YouTube/Netflix/video streaming

ACTIVITY



EXERCISE

KEY OBJECTIVE

- ▶ Differentiate between the Internet and the World Wide Web.

TYPE OF EXERCISE

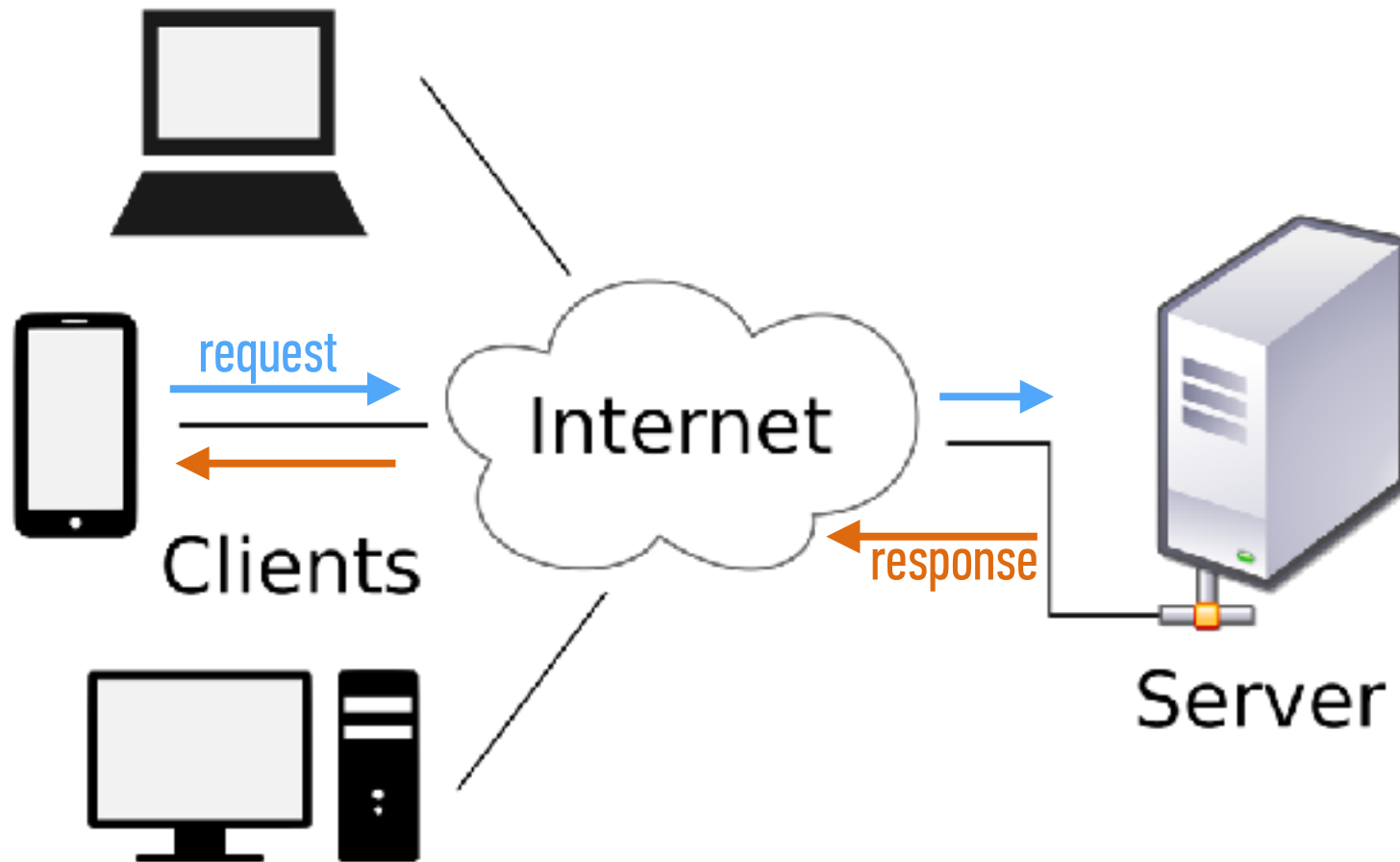
- ▶ Turn and Talk

TIMING

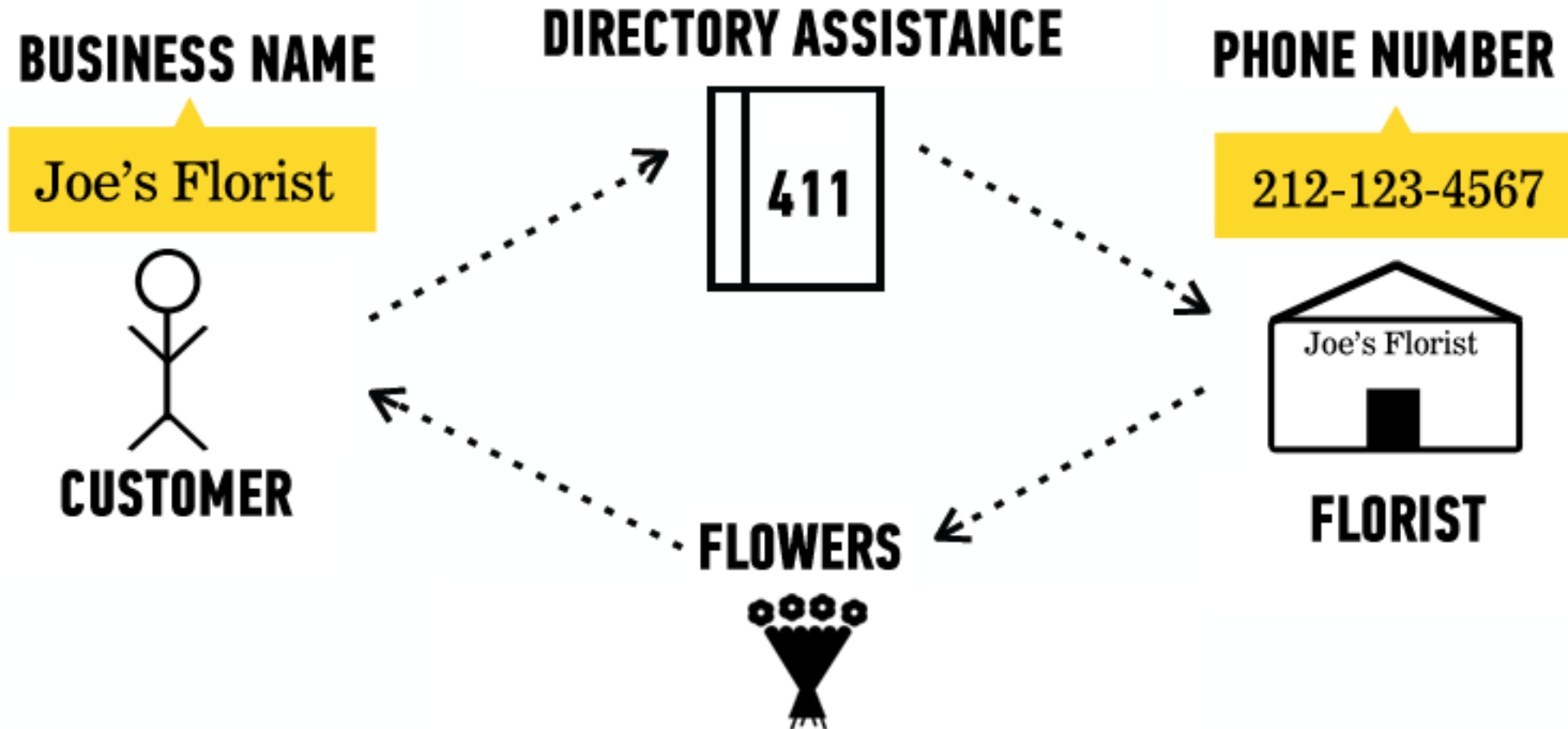
4 min

1. What is the Internet?
2. What is the World Wide Web?
3. What is the difference between the two?

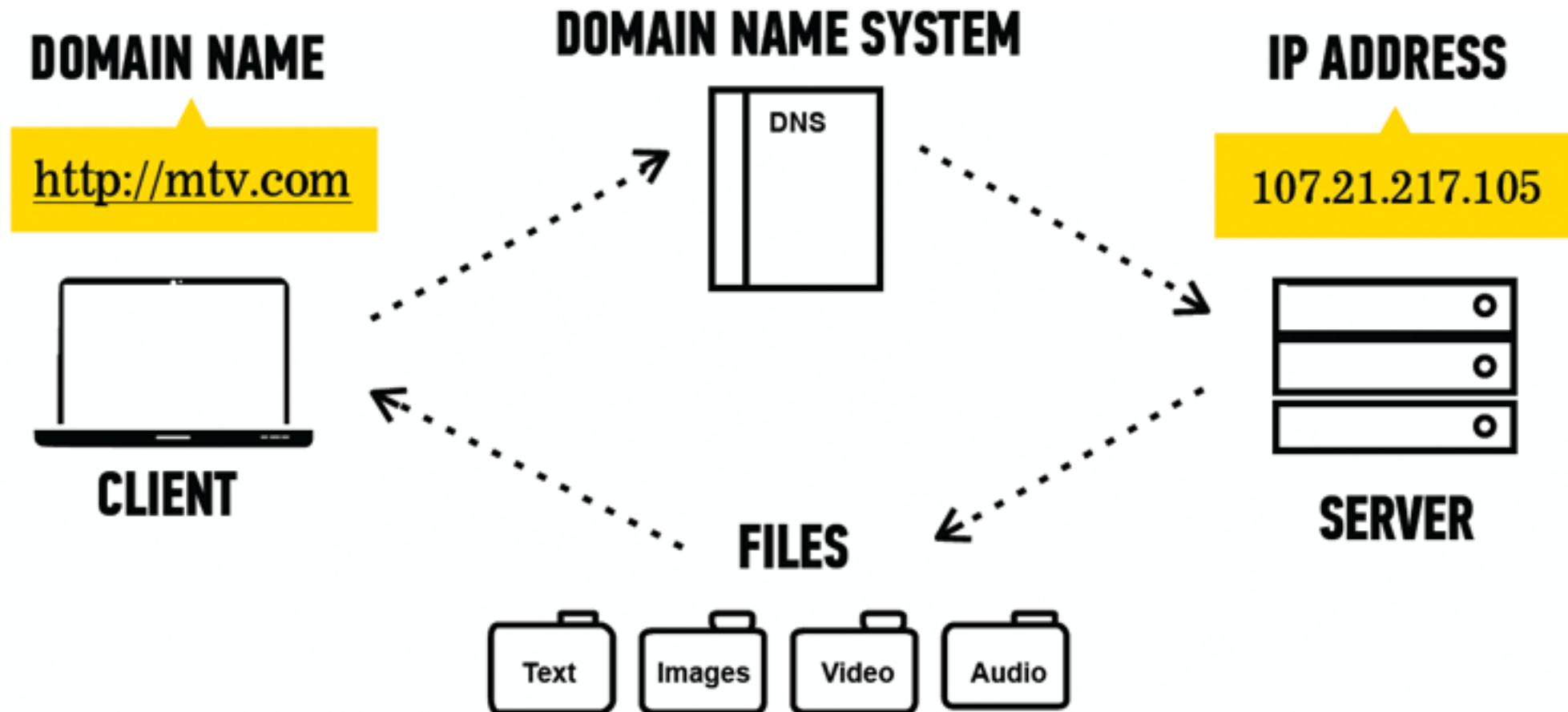
THE CLIENT-SERVER MODEL



HOW DO YOU REACH A SPECIFIC SERVER?



HOW DO YOU REACH A SPECIFIC SERVER?



ACTIVITY



EXERCISE

KEY OBJECTIVE

- ▶ Summarize the client-server model & explain how DNS lookup works.

TYPE OF EXERCISE

- ▶ Partner activity (groups of 2-3)

TIMING

4 min

1. In your browser, open a new tab, type **50.0.2.222**, then press Enter.
2. Discuss with your partners what happened and why.
3. On your desk, collaborate to draw a diagram illustrating what happened. Include client, server, and DNS in your diagram.

INSTALLFEST

LET'S INSTALL!

ACTIVITY - SET UP SLACK

EXERCISE



TASKS

5 min

1. Visit **slack.com/downloads** to download the application
2. Sign up using your email and join our class Slack channel: **JS-SF-8**
3. Upload a profile picture to Slack

ACTIVITY – OPEN THE TERMINAL (COMMAND LINE)



EXERCISE



```
Sashas-MacBook-Pro:JS-SF-7 sasha$
```

TASKS

1 min

- **Mac:** Open the Terminal app
(Applications > Utilities > Terminal)
- **Windows:** Open the Command Prompt
(Start Button > type cmd)

TOOLS WE'LL BE USING

HOMEBREW (BREW)

- Package manager (Mac only)
- Software that helps you install other software



TOOLS WE'LL BE USING

GIT & GITHUB

- **git**: code versioning software
- **GitHub**: online storage
- Together, they let you collaborate and keep track of code



TOOLS WE'LL BE USING

NODE & NPM

- › **Node:** for running JavaScript from the command line
- › **npm:** package manager for JavaScript



TOOLS WE'LL BE USING

VISUAL STUDIO CODE

- Text editor
- Other popular options:
 - Sublime Text
 - Atom



INSTALLFEST

INSTRUCTIONS

TAKE A DEEP BREATH: Problems getting your environment configured come with the territory

See Slack for the instructions URL

ACTIVITY



EXERCISE

KEY OBJECTIVE

- ▶ Use Node.js, npm, Git, and other command line tools on your computer.

TIMING

- 30 min*
1. Follow the instructions to install tools on your machine:
Mac: <https://svodnik.github.io/jsd9/resources/mac-install.html>
Win: <https://svodnik.github.io/jsd9/resources/windows-install.html>
 2. If classmates around you are still working on this when you finish, please offer to lend a hand
 3. BONUS: Explore and install one or more of the extensions listed in the Visual Studio Code section at <https://svodnik.github.io/jsd9/pages/resources.html>

ACTIVITY



EXERCISE

KEY OBJECTIVE

- ▶ Use Node.js, npm, Git, and other command line tools on your computer.

TYPE OF EXERCISE

- ▶ Partner activity (groups of 2-3)

TIMING

2 min

1. With your group members, create a list of the command line tools and other applications you just installed.
2. Describe the purpose of each tool.

INSTALLFEST

PSEUDOCODE

THINKING LIKE A PROGRAMMER

- **What is a program?**
 - A program is a set of instructions that tells a computer how to carry out a task
- **What is programming?**
 - Programming is the task of writing those instructions in a language that a computer can understand
- **What's the first step in becoming a programmer?**
 - Not learning a particular language, but learning how to think like a computer

PSEUDOCODE

- An outline of a program that can be converted into code
- The process of writing pseudocode helps you through a program, step-by-step, without actually writing a line of code
- Allows a programmer to focus on problem solving, not the precise layout of the code and its syntax
- Don't need to know how to code to write pseudocode

PSEUDO CODE

- When we write a program, we need to figure out a way to translate the ideas that are in our heads into code
- Pseudo code is a way to 'plan out' your program before coding it
- **Pseudo code** is a *detailed yet readable description* of what a computer program must do
- Expressed in plain English rather than in a programming language


PSEUDOCODE — THE IMPORTANCE OF PLANNING



PSEUDOCODE — HEIGHT COMPARISON



PSEUDOCODE — PASSING SCORE



LAB — PSEUDOCODE



EXERCISE

KEY OBJECTIVE

- Write pseudocode and explain how it relates to programmatic thinking.

TYPE OF EXERCISE

- Pairs

TIMING

5 min

1. Create pseudocode for a program that calculates the number of miles a user travels between home and work (or another destination) per year.
2. Take into account distance between home and destination, times per day the user makes that trip (probably 2), and working days per year.

ACTIVITY



EXERCISE

KEY OBJECTIVE

- ▶ Explain how pseudocode relates to programmatic thinking.

TYPE OF EXERCISE

- ▶ Turn and Talk

TIMING

4 min

1. Describe pseudocode in your own words.
2. Explain what programmatic thinking is, and how it relates to pseudocode.

LEARNING OBJECTIVES – REVIEW

- Differentiate between the Internet and the World Wide Web.
- Summarize the client-server model & explain how DNS lookup works.
- Use Node.js, npm, Git, and other command line tools on your computer.
- Write pseudocode and explain how it relates to programmatic thinking.

NEXT CLASS PREVIEW

The Command Line

- Work with files/directories via the terminal window
- Create a Git repository and push/pull changes
- Run basic JavaScript code on the command line

Exit Tickets!

(Class #0)

INSTALLFEST

Q&A